



Internet Update Guidelines



INITIAL SETUP REQUIREMENT

Stable internet connection – Wired or Wireless

IMPORTANT!

- For a wired or wireless setup connection, refer to the BluOS Kit Quick Setup Guide enclosed with the packaging of the supplied BluOS Kit.
- During upgrade process, the front panel display will appear inactive or have no display – this is normal. Do not interfere and let the upgrade process run its course.
- This Internet Update Guideline is subject to change without notice. Check your NAD product page for the latest Internet Update Guideline.

NOTES

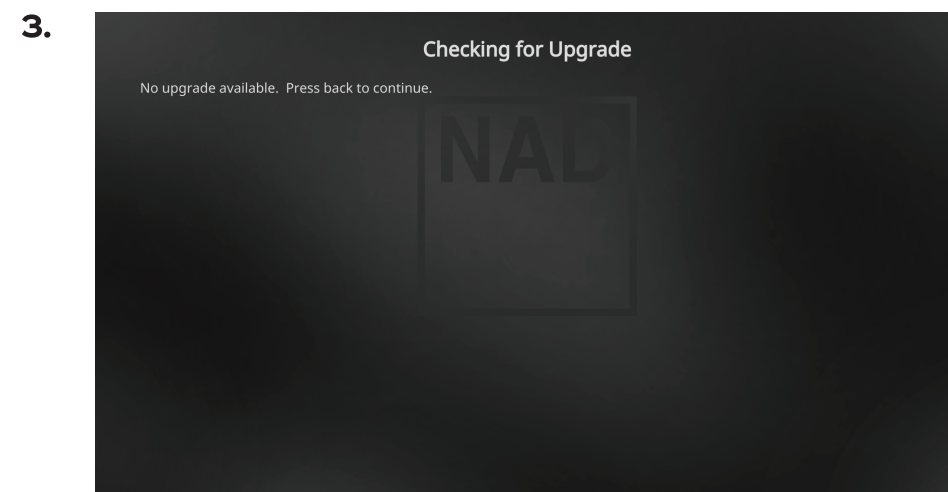
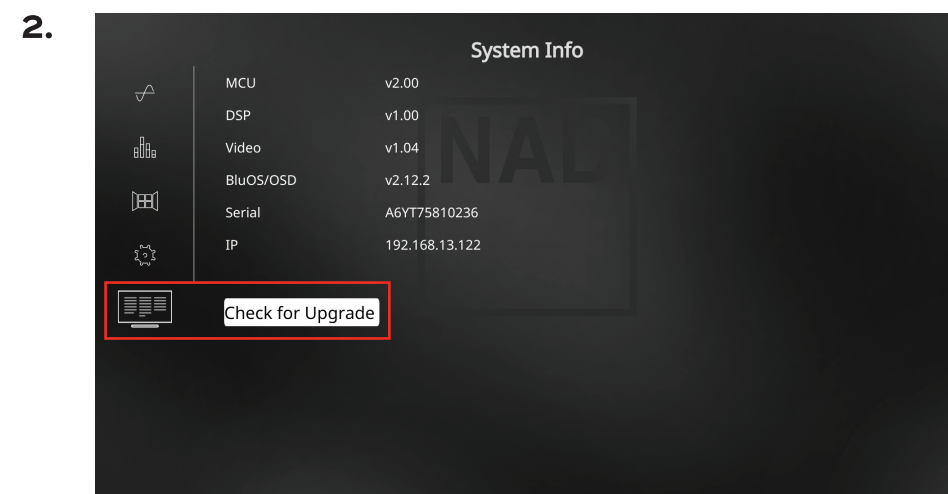
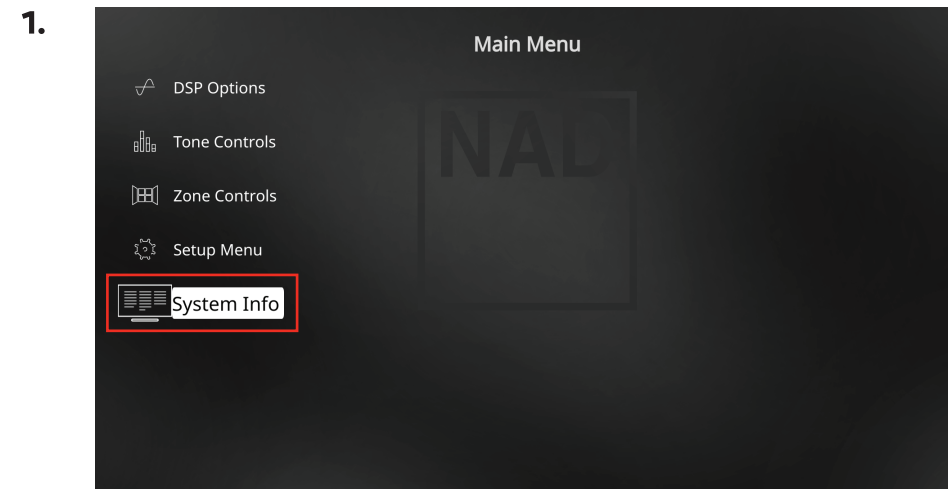
- For a wired or wireless connection to be established, ensure that a broadband router that supports Ethernet and/or Wi-Fi standard is setup and available.
- Ethernet/LAN network connection is not applicable for NAD products installed with MDC VM130, e.g., T758V3.
- The Wi-Fi Dongle in the installed BluOS kit enables Wi-Fi capability of the NAD product.
- System information details shown are the latest firmware versions at the time this guideline is generated and may change without notice.

HOW TO CHECK AND INITIATE INTERNET UPDATE

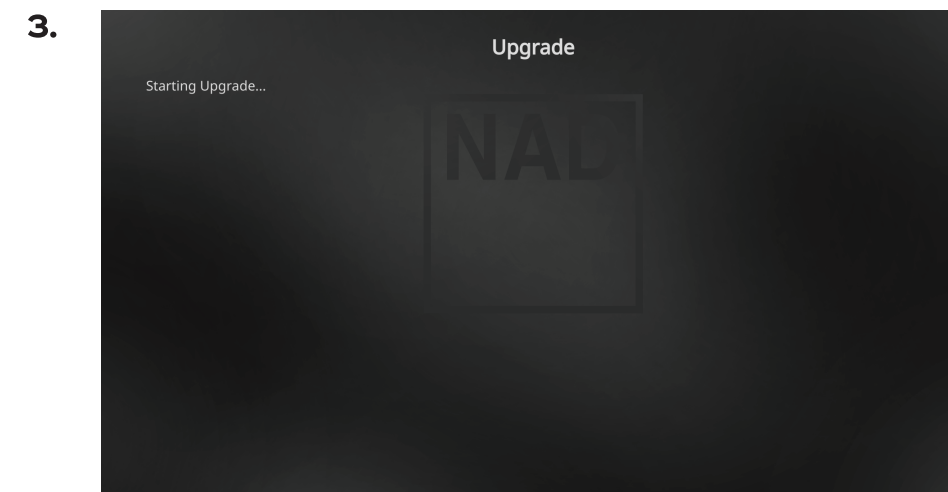
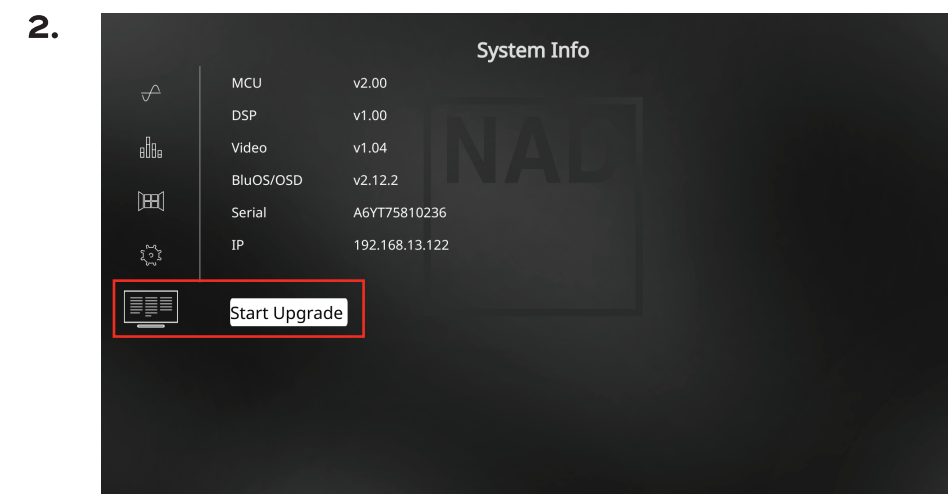
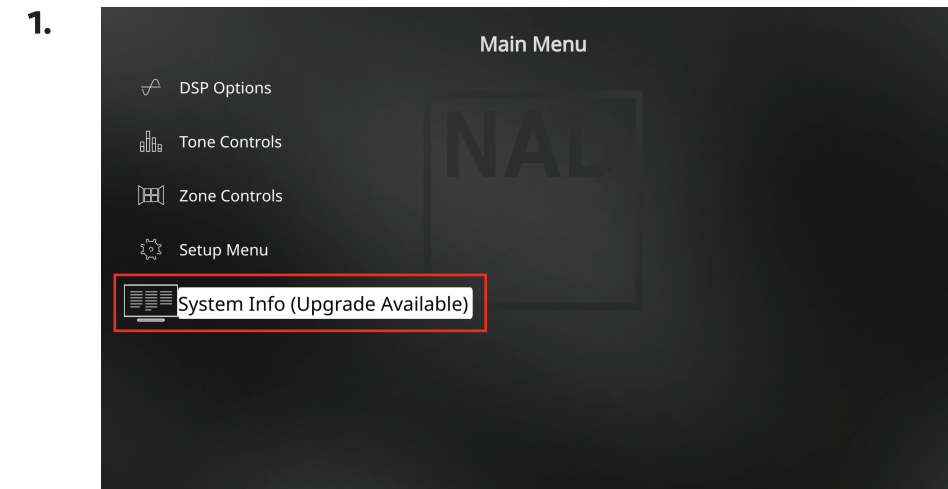
With a wired or wireless connection firmly established and with the unit at operating mode, press **➤**, **ENTER** or **MENU** front panel controls or corresponding remote control keys. **Select highlighted items.**



A NO NEW FIRMWARE UPDATE



B NEW FIRMWARE UPDATE AVAILABLE





Internet Update Guidelines



4. Internet update will proceed automatically. No further action is required. Firmware upgrade process or status is reflected in the front panel display (not available in OSD).
5. Internet update is completed when your unit is rebooted (front panel display shows "...Rebooting") and Main Menu OSD is displayed again.
6. Repeat Step A1 to check new firmware details (first time inquiry may take a few minutes for information to be updated).

NOTE

MCU, DSP, Video and BluOS/OSD may not all be upgraded once internet update is initiated. The new firmware update may only be applicable for one section. For example, if the internet update is applicable only to MCU, then only MCU firmware details will reflect changes.